

SLOPE OF GUTTER	'A' FOR TYPE 2 CURB (APPROX. LENGTH)
0.5% to 0.6%	6'-6" MIN.
> 0.6% to 1.1%	7'-0"
> 1.1% to 1.6%	7'-6"
> 1.6% to 2.0%	8'-0"
> 2.0% to 2.4%	8'-6"
> 2.4% to 2.7%	9'-0"
> 2.7% to 3.0%	9'-6"
> 3.0% to 3.3%	10'-0"
> 3.3%	SEE NOTE #4

SLOPE OF GUTTER	'A' FOR TYPE 1/1A CURB (APPROX. LENGTH)
0.5% to 0.7%	4'-0" MIN.
> 0.7% to 1.6%	4'-6"
> 1.6% to 2.2%	5'-0"
> 2.2% to 2.8%	5'-6"
> 2.8% to 3.2%	6'-0"
> 3.2% to 3.6%	6'-6"
> 3.6% to 4.0%	7'-0"
> 4.0% to 4.3%	7'-6"
> 4.3%	SEE NOTE #4

CURB TYPE	TYPE 1/1A	TYPE 2
DIM 'B'	3'-6"	6'-0"

CURB TYPE	TYPE 1/1A	TYPE 2	* OR AS NEEDED TO MATCH EXISTING ON SITE IMPROVEMENTS, 8" MAX.
* DIM 'C'	3-5/8"	6"	

NOTES:

1. DIMENSION 'A' IS THE LENGTH OF THE INCLINED PORTION OF THE RAMP THAT SLOPES IN THE SAME DIRECTION AS THE FLOW OF THE GUTTER.
2. DIMENSION 'B' IS THE LENGTH OF THE INCLINED PORTION OF THE RAMP THAT SLOPES IN THE OPPOSITE DIRECTION AS THE FLOW OF THE GUTTER.
3. RAMPS SHALL HAVE A HEAVY BROOM FINISH TRANSVERSE TO THEIR SLOPE.
4. REQUIRES SPECIAL DESIGN APPROVAL BY THE CHIEF OF THE DEPARTMENT OF TRANSPORTATION.
5. NO PULL BOX, UTILITY VAULT, UTILITY POLE, MANHOLE, OR SIMILAR APPURTENANCE SHALL BE LOCATED WITHIN SIDEWALK RAMP AREA.
6. SEE NOTE 6 DWG 4-24 FOR RAMPS WITH 6' WIDE RAMP PANS.

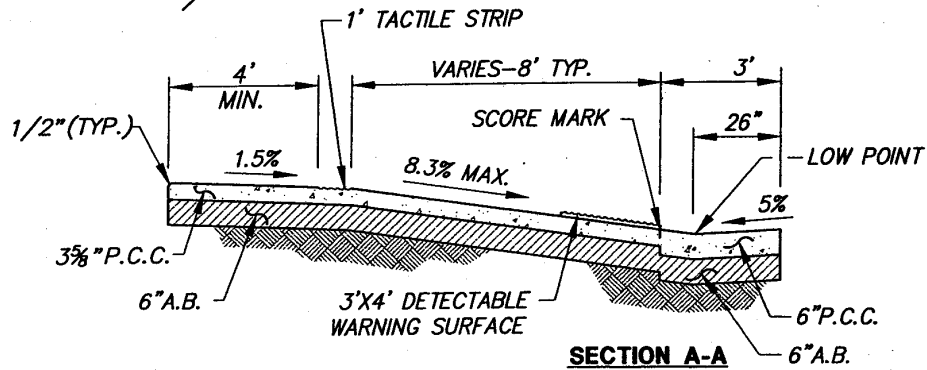
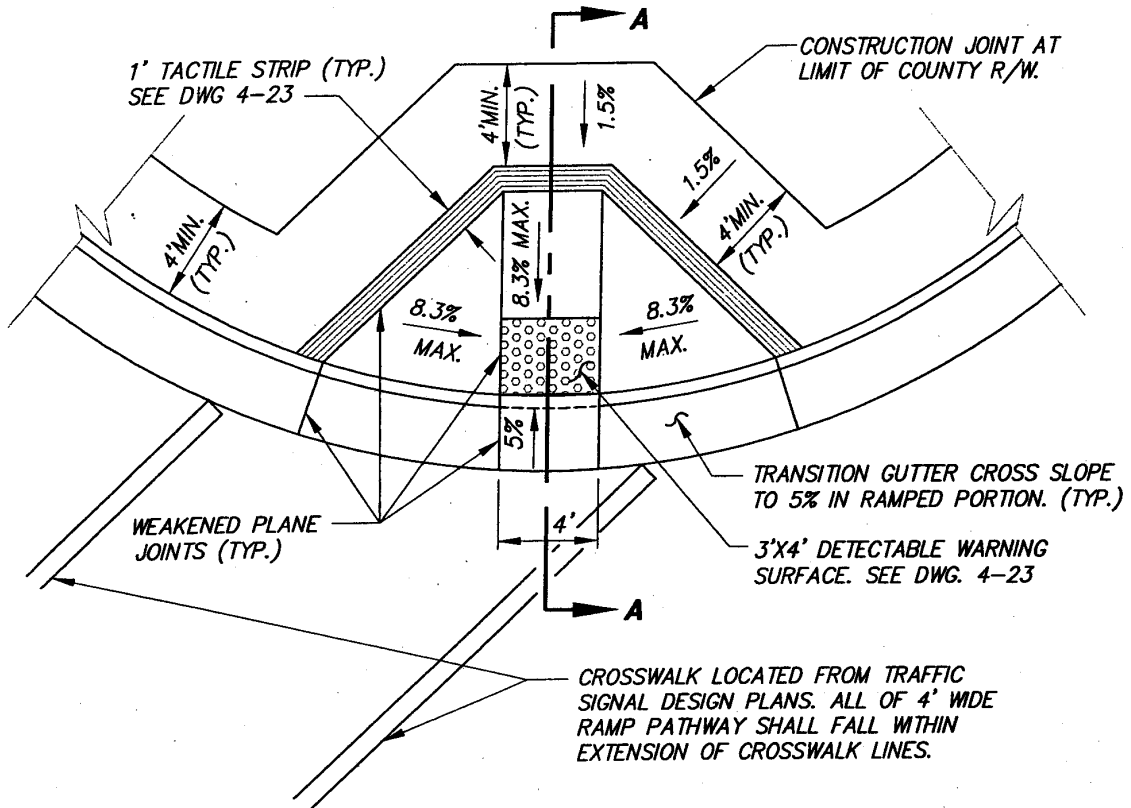
[Signature]
 CHIEF, DEPT. OF TRANSPORTATION

**COUNTY OF SACRAMENTO
 PUBLIC WORKS AGENCY**

**SIDEWALK RAMPS
 DETAIL**

SCALE: NONE
 DATE: 11/02
 DRAWN BY: TRU P.

4-23-A



SECTION A-A
N.T.S.

NOTES:

1. USE OF THIS DETAIL WITHIN COUNTY REQUIRES ADDITIONAL AREA OF COUNTY R/W OR SIDEWALK EASEMENT
2. SEE DWG. 4-23 FOR FINISH & MATERIAL REQUIREMENTS.
3. SEE DWG. 4-24 FOR RAMP PLACEMENT REQUIREMENTS. IF TWO RAMPS OF THIS DESIGN ARE TO BE LOCATED ON ONE CORNER, RAMPS SHALL BE A MINIMUM OF 5' APART AT BACK OF CURB.
4. NO PULL BOX, UTILITY VAULT, UTILITY POLE, MANHOLE OR SIMILAR APPURTENANCE SHALL BE LOCATED WITHIN SIDEWALK RAMP AREA.
5. IT IS DESIREABLE TO LOCATE ALL DRAIN INLETS OUT OF SIDEWALK RAMP AREA. USE OF DRAIN INLET WITHIN RAMP AREA REQUIRES SPECIAL DESIGN OF INLETS.
6. SEE DWG. 4-25 FOR SIDEWALK GRADE TOLERANCE.

[Signature]
CHIEF, DEPT. OF TRANSPORTATION

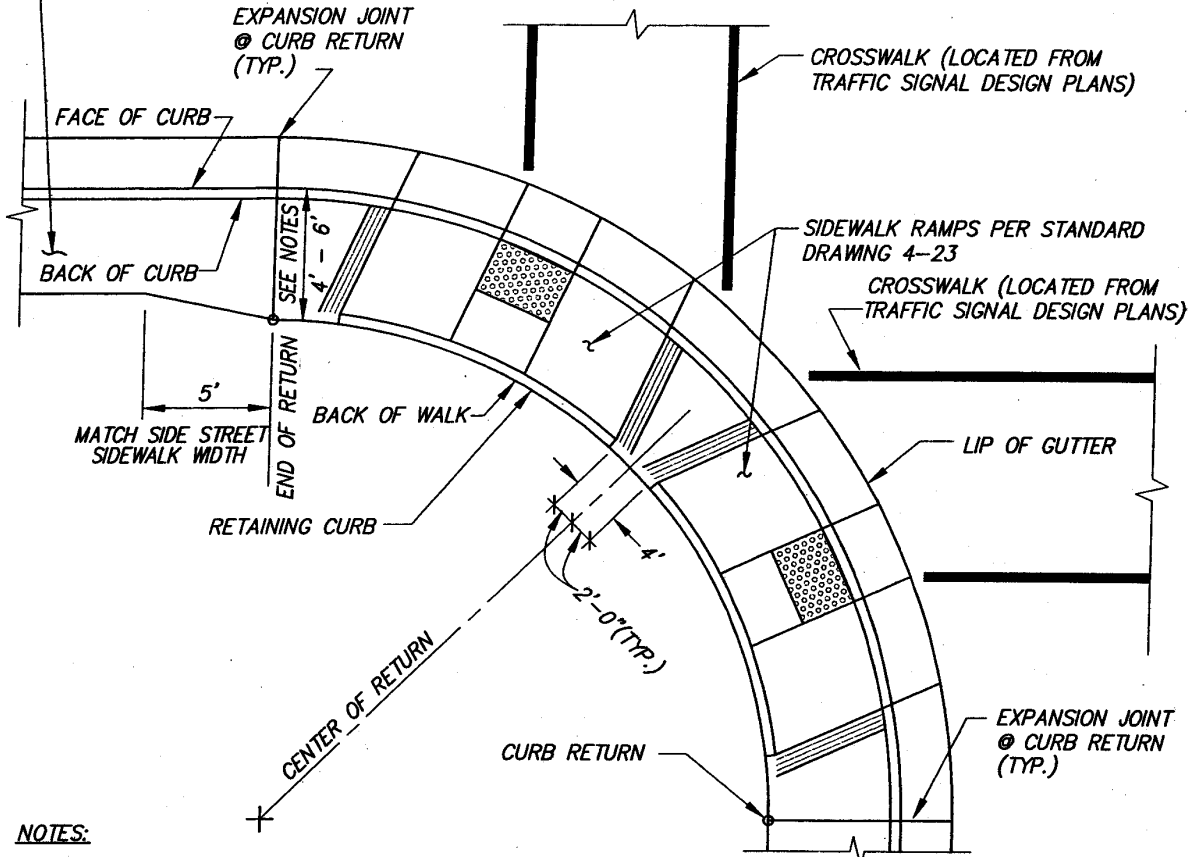
**COUNTY OF SACRAMENTO
PUBLIC WORKS AGENCY**

**SIDEWALK RAMP DETAIL
FOR PLAZA AREAS**

SCALE: NONE
DATE: 11/02
DRAWN BY: TRU P.

4-23-B

SIDEWALK WIDTH TO REMAIN CONSTANT AROUND RETURN. TRANSITION TO MINOR STREET SIDEWALK WIDTH TO OCCUR OUT OF RAMP CONSTRUCTION AREA WITHIN 5'. TRANSITION TYPE 2 CURB AND GUTTER TO MATCH MINOR STREET CURB AND GUTTER WITHIN SAME 5' AREA.



NOTES:

1. AT INTERSECTIONS HAVING A STREET WITH A RIGHT-OF-WAY WIDTH OF 80 FEET OR GREATER, THE CORNER RETURNS SHALL HAVE TWO (2) RAMPS AS SHOWN, AND TYPE 2 CURB & GUTTER AROUND THE RETURNS, AND SIDEWALK WIDTH SHALL BE 6' AROUND THE RETURNS. EXCEPTIONS - SEE NOTES 5 & 6.
2. AT INTERSECTIONS WITH NO MAJOR (84, 108, OR 130 FOOT) STREET, A SINGLE RAMP AT THE CENTER OF THE RETURNS AND TYPE 1 OR 1A CURB & GUTTER MAY BE USED. SIDEWALK WIDTH AROUND RETURNS SHALL BE 4' FOR INTERSECTIONS OF STREETS WITH SINGLE FAMILY RESIDENTIAL DEVELOPMENT.
3. THE PLANS SHALL SHOW THE CORRECT NUMBER & LOCATION OF RAMPS ON EACH CORNER.
4. FULL WIDTH OF RAMP PAN (THE FULLY DEPRESSED PORTION OF RAMP) SHALL BE LOCATED WITHIN THE EXTENSION OF THE ASSOCIATED CROSSWALK STRIPES, WHERE CROSSWALKS EXIST.
5. ON MAJOR STREETS (AS DEFINED IN NOTE #1 ABOVE) WITH A CONTINUOUS RAISED MEDIAN ACROSS THE INTERSECTION, A SINGLE STANDARD SIDEWALK RAMP IS TO BE INSTALLED. LOCATE RAMP AT CENTER OF RETURN.
6. FOR CORNERS WITH TWO STRIPED CROSSWALKS AND WITH OBSTRUCTIONS THAT PREVENT THE CONSTRUCTION OF TWO STANDARD RAMPS, A SINGLE SIDEWALK RAMP MAY BE INSTALLED CENTERED IN THE TWO CROSSWALKS. THE WIDTH OF RAMP PAN (THE FULLY DEPRESSED PORTION OF RAMP) IS TO BE 6'. THE WARNING SURFACE MATERIAL SHALL BE THREE FEET BY SIX FEET. USE OF THIS OPTION REQUIRES PRIOR WRITTEN APPROVAL BY CHIEF OF THE DEPARTMENT OF TRANSPORTATION.

[Signature]
 CHIEF, DEPT. OF TRANSPORTATION

COUNTY OF SACRAMENTO PUBLIC WORKS AGENCY	
SIDEWALK RAMP PLACEMENT	
SCALE: NONE DATE: 11/02 DRAWN BY: TRU P.	4-24